


# Envi Memocone Cordless acoustic

Art.number: 9212 (Complete in wooden box)

## Field Computer

The Envi CPT-Application receives, presents and saves all data.




## Envi BlueSound box.

Receives acoustic data from the microphone and transfer digital data to the logger PC via Bluetooth.



The advantage of using this version:

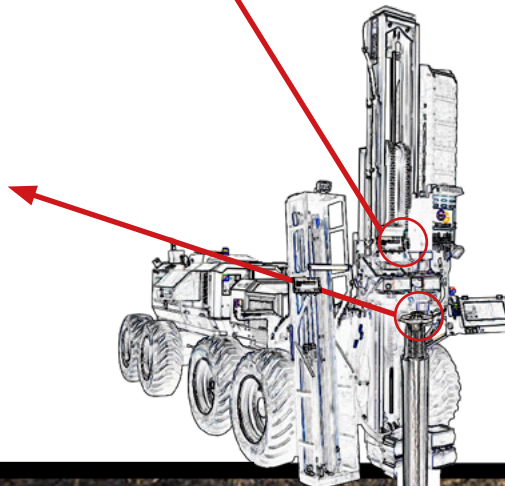
- No wire connecting the probe with the logger on ground surface.
- Powered by batteries
- Together with our microphone & BlueSound box you will, as with the corded version, be able to see live data:  
(U, Q, Fs, inclination and temperature) during the CPTu test.



The Memocone Complete article includes a wooden box containing all you need to start using the probe (batteries not included).

## Microphone

Receives acoustic data and sends data via cable to receiving box, i.e: *Envi BlueSound*




Rods.

## Acoustic battery tube.

1. Powers the memocone,
2. Receives live data
3. Transmits acoustic data to microphone (above ground) via rods.

## Envi Memocone

1. Gather information in situ.
2. Saves data to memory
3. Transmits acoustic signals with live data.





# Envi Memocone Cordless CPT


*Art.number: 9103 (Complete in wooden box)*

## Field Computer

The Envi CPT-Application receives, presents and saves all data.



Depending on your set up (Envilogger G1 or Envi C2) – after the probe has been retracted you read the recorded data from the Memocone via the communication cable, and through our CPT Application you can view and save to .TXT or .STD files.



The advantage of using this version:

- No wire connecting the probe with the logger on ground surface.
- Powered by batteries

Disadvantage of using this version

- You can't see e.g. inclination in real time during the push but on the other hand you can read the push force from your rig/pusher and deduce a lot from that..



The Memocone Complete article includes a wooden box containing all you need to start using the probe (batteries not included).


Rods.

### Battery tube.

1. Powers the memocone,

### Envi Memocone

1. Gather information in situ.
2. Saves live data in probe memory.





# Envi Memocone Corded CPT

*Art.number: 9101 (Complete in wooden box)*

## Field Computer

The Envi CPT-Application receives, presents and saves all data.



The advantage of using this version:

- Data is continuously sent to surface and that you need no batteries.
- May also be an advantage if you want to piggyback units from different vendors

Disadvantage of using this version


- You need to have a wire from probe up to logger unit on ground surface.



The Memocone Complete article includes a wooden box containing all you need to start using the probe (batteries not included).

The cable that connects the probe to the logger must be threaded through all rods needed for the CPT before starting.

However, once done so, and the rods stored carefully – you only need to do this once.



Rods.

Rods.

## Envi Memocone

1. Gather information in situ.
2. Transmits live data through wire to surface logger.
3. Saves live data in probe memory.

